



CENTRAL LIBRARY

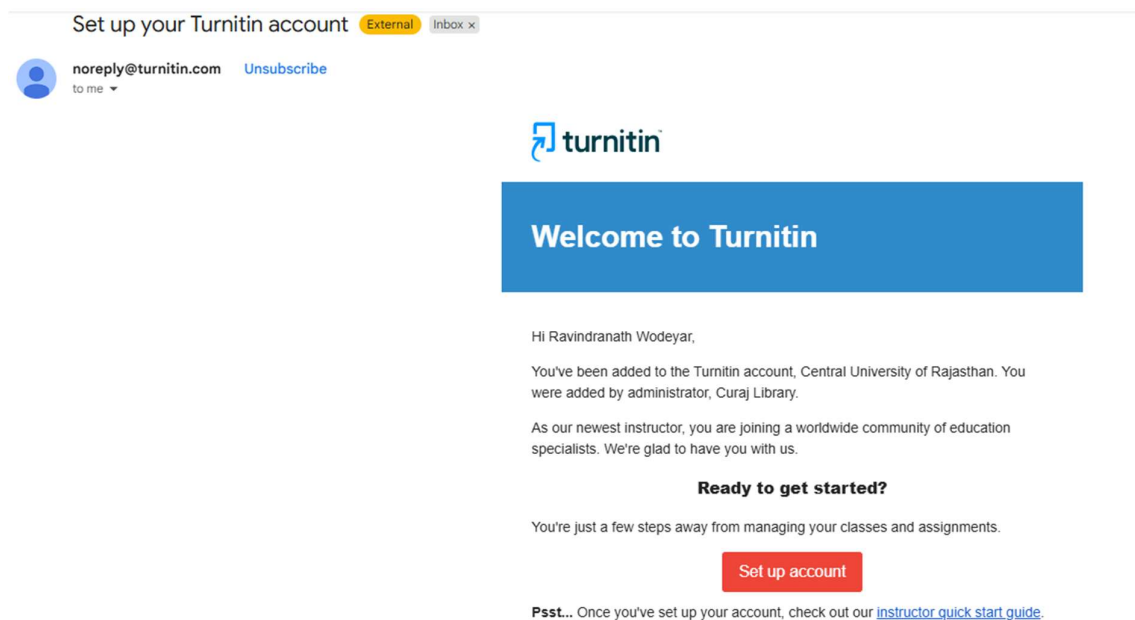
Turnitin User Manual for Research Scholars

◆ 1. Introduction


Turnitin is a plagiarism detection tool that helps ensure academic integrity by identifying similarities between submitted documents and existing sources such as journals, publications, and internet content.


◆ 2. Account Activation

- An account will be created by the Central Library.
- You will receive an **activation email from Turnitin**.



Set up your Turnitin account External Inbox x

 noreply@turnitin.com Unsubscribe
to me ▾



Welcome to Turnitin

Hi Ravindranath Wodeyar,

You've been added to the Turnitin account, Central University of Rajasthan. You were added by administrator, Curaj Library.

As our newest instructor, you are joining a worldwide community of education specialists. We're glad to have you with us.

Ready to get started?

You're just a few steps away from managing your classes and assignments.

[Set up account](#)

Psst... Once you've set up your account, check out our [instructor quick start guide](#).



Account Setup

To set up your account, please enter your email address and last name or family name.

Email Address

Last Name or Family Name

You can find this information in your Turnitin welcome email.
If you no longer have access to this email, ask your Turnitin instructor to look up your email address. If you are an instructor, please refer to your Turnitin administrator for this information.

Copyright © 1998 – 2026 Turnitin, LLC. All rights reserved. (Privacy Policy)

- Click the activation link and set your password.

The image shows an email notification on the left and a password creation form on the right. The email, from Turnitin, is addressed to Hi Ravindranath Wodeyar and contains a red 'Create password' button. The password form on the right, titled 'Create Your Password', lists requirements: minimum 12 characters, at least one number, upper and lower case letters, and at least one special character. It includes fields for 'Password' and 'Confirm Password', both masked with dots, and 'Create Password' and 'Cancel' buttons.

👉 Visit: <https://www.turnitin.com>

👉 Username: Your official email ID (@curaj.ac.in)

◆ 3. Enabling Quick submit (Important)

Quick Submit allows you to check documents without creating a class.

✅ Steps:

1. Log in to Turnitin
2. Click “User Info” (top right)



3. Find “Activate Quick Submit”

User Information/Account Settings

User Information

User name
plagiarism@curaj.ac.in

Change your email

Change your password

Secret question
What was the name of your childhood best friend?

Question answer

Last name
Library

First name

Account Settings

Default user type
Instructor

Default submission type
Single file upload

Activate quick submit
Yes

Items per page
25

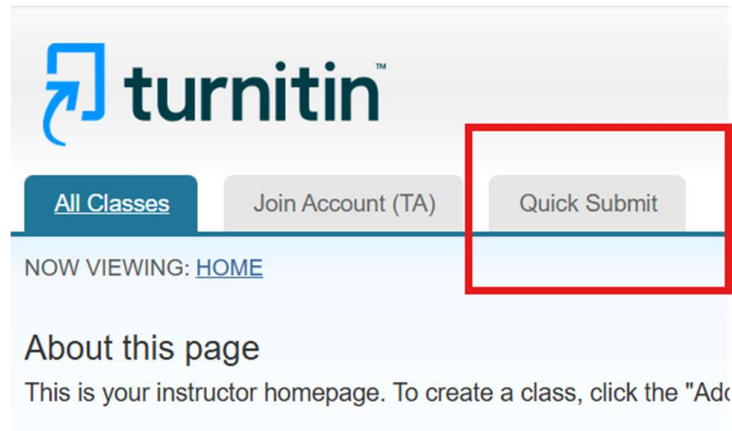
File download format
The original format

Show page info
Yes

4. Select “Yes”
5. Click **Submit/Save**

✦ After enabling:

- A **Quick Submit** tab will appear



- You can upload documents directly
- Similarity report is generated quickly

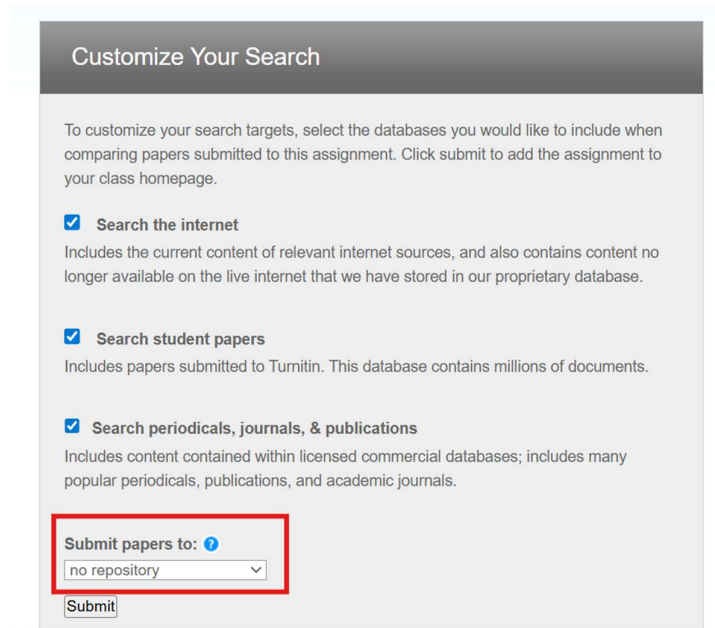
◆ 4. Submitting a Document

Steps:

1. Click **Quick Submit**
2. Click **Submit**
3. Select the following options:
 - ✓ Search Internet
 - ✓ Search Student Papers
 - ✓ Search Journals & Publications

⚠ Important Setting (Must Follow)


👉 Submit papers to: **NO REPOSITORY**



Customize Your Search

To customize your search targets, select the databases you would like to include when comparing papers submitted to this assignment. Click submit to add the assignment to your class homepage.

- Search the internet**
Includes the current content of relevant internet sources, and also contains content no longer available on the live internet that we have stored in our proprietary database.
- Search student papers**
Includes papers submitted to Turnitin. This database contains millions of documents.
- Search periodicals, journals, & publications**
Includes content contained within licensed commercial databases; includes many popular periodicals, publications, and academic journals.

Submit papers to: 

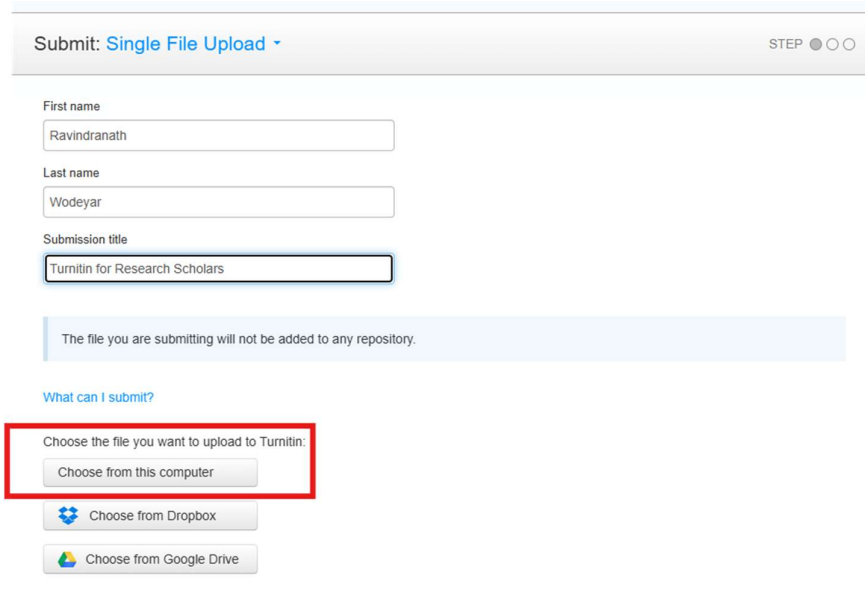
no repository ▾

Submit

- If “Standard Repository” is selected:
 - Your document will be stored permanently
 - Future submissions may show **100% similarity**

Upload Process:

4. Fill details:
 - Author (Student Name)
 - First Name / Last Name
 - Submission Title



Submit: **Single File Upload** ▾ STEP ● ○ ○

First name
Ravindranath

Last name
Wodeyar


Submission title
Turnitin for Research Scholars


The file you are submitting will not be added to any repository.

[What can I submit?](#)

Choose the file you want to upload to Turnitin.

Choose from this computer

 Choose from Dropbox

 Choose from Google Drive

5. Click **Choose File** → **Upload** → **Confirm**

🕒 Report Generation Time:

- Papers: 5–10 minutes
- Thesis: 20–30 minutes

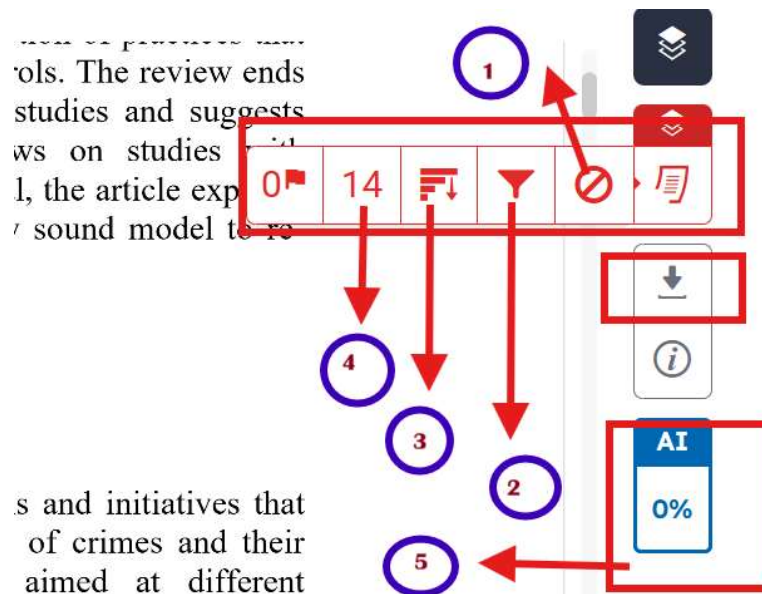
◆ 5. Viewing Similarity Report

QUICK SUBMIT | NOW VIEWING: ALL PAPERS ▾

PAGE: 1 2 3 4 5 6

Submit						
<input type="checkbox"/>	AUTHOR	TITLE	SIMILARITY	FILE	PAPER ID	DATE
<input type="checkbox"/>	[REDACTED]	A study on the attitude of PG students o...	69%		2924656606	07-Apr-2026
<input type="checkbox"/>	Hari Singh Bhatia	📌 Ganit Ginti se Gehrai tak	0%		2923805930	06-Apr-2026
<input type="checkbox"/>	[REDACTED]	A Sociolinguistic Study of Marwari Langu...	2%		2914579288	27-Mar-2026
<input type="checkbox"/>	[REDACTED]	From Roots to Networks: Rhizomatic Think...	14%		2905498794	17-Mar-2026
<input type="checkbox"/>	[REDACTED]	From Roots to Networks: Rhizomatic Think...	21%		2905497138	17-Mar-2026
<input type="checkbox"/>	Manisha English	Manisha Thesis	3%		2893189684	03-Mar-2026

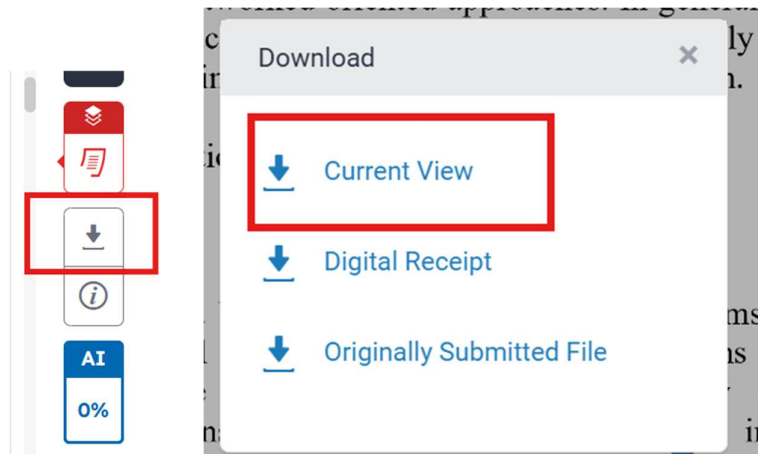
- Click **Similarity %** → Text view
- Click **Title** → Full PDF report



1. Exclude Sources
2. Filter –Exclude Quotes, Bibliography and Sources
3. All Sources
4. Similarity % and Match Overview- The content matched the source
5. AI detection %. AI Detection is shown only if content is more than 20% matched.

📄 Download Report:

- Click **Download icon** → **Current View**



◆ 6. Improving Your Work

- Paraphrase properly
- Add proper citations
- Avoid copy-paste

◆ 7. Features Available

- ✓ Similarity Report (%)
- ✓ Source Comparison
- ✓ AI Writing Detection

! 8. Important Guidelines

- Use Turnitin only for academic purposes
- Do not share login credentials
- Do not upload others' work
- Follow University plagiarism policy
- Acceptable similarity levels as per university norms

📌 9. Best Practice (Recommended Workflow)

1. Submit draft → Check similarity
2. Revise document
3. Re-submit (if allowed)
4. Final version submission

☎ 10. Support

For assistance, contact:

Central Library
Central University of Rajasthan

You can also refer to our user guide :

[Turnitin](#) on [Understanding and Avoiding Plagiarism](#).